




























	Osaka Museum of History	Museum of Oriental Ceramics, Osaka	Osaka Museum of Natural History	Osaka Science Museum	Osaka Municipal Museum of Art	Osaka City Cultural Properties Association	Osaka City Museum of Modern Art, Shinsaibashi Temporary Exhibition Space
Brief Introduction of the Institution	 The museum, housed in a building of splendid view, provides visitors the experience of the history of Osaka City, extending over 1300 years, through rich material, audiovisual facilities and reconstruction models.	 The museum, featuring the world-famous "Ataka Collection", holds world-class collection of distinctive oriental ceramics, including two National Treasures and 13 Important Cultural Property. The visitors can enjoy its unique display under the best atmosphere within the center of the city of Osaka.	 The visitors can share a broad understanding of the history and mechanism of the world of "nature" through exhibits, research and educational programs.	 Visitors can enjoy learning astrology, physics and chemistry under the theme "The Universe and Energy".	 The museum exhibits its collection featuring Japanese and Chinese art, and introduce various art pieces from both within and outside the museum.		
Address and Contact Details	4-1-32 Otemae, Chuo-ku, Osaka 540-0008 TEL:06-6946-5728 (switchboard) ※Recorded message only on closed days	1-1-26 Nakanoshima, Osaka 530-0005 TEL:06-6223-0055 (switchboard) ※Recorded message only on closed days	1-23 Nagai-koen, Higashi-sumiyoshi-ku, Osaka 546-0034 TEL:06-6697-6221 (Switchboard) ※Recorded message only on closed days	4-2-1 Nakanoshima, Kita-ku, Osaka 530-0005 TEL:06-6444-5656 (switchboard) ※Recorded message only on closed days	1-82 Chausuyama-cho, Tennoji-ku, Osaka 543-0063 TEL:06-6771-4874 (switchboard)		Idemitsu Nagahori Building 13F (former Idemitsu Museum of Art, Osaka) 3-4-26 Minami-senba, Chuo-ku, Osaka 542-0081 TEL:06-6208-9096 (not available on Saturdays, Sundays and National Holidays)
Open Hours	9:30~17:00 Friday~20:00 ※Last admission is 30 minutes prior to closing time.	9:30~17:00 ※Last admission is 30minutes prior to closing time.	9:30~16:30 ※Last admission is 16:00	9:30~16:45 ※Last admission is 16:00.	9:30~17:00 ※Last admission is 16:30.		11:00~19:00 ※Last admission is 30minutes prior to closing time.
Closed	Tuesday (or the following day if Tuesday is a National Holiday) New Years Holiday (December 28 - January 4)	Monday (or the following day if Monday is a National Holiday) The following day of a National Holiday Period for change of exhibit: New Years Holiday (December 28 - January 4)	Monday (or the following day if Monday is a National Holiday) New Years Holiday (December 28 - January 4)	Monday (or the following day if Monday is a National Holiday) New Years Holiday (December 28 - January 4)	Monday (or the following day if Monday is a National Holiday) New Years Holiday (December 28 - January 4) *There may be temporary closure due to change of exhibit.		
Admission (Individual)	●General Admission: Adults ¥600; College and High School Students ¥4 0 0 ●Special exhibition charged separately	●General Admission: Adults ¥500; College and High School Students ¥300 ●Special exhibition charged separately	●General Admission: Adults ¥300; College and High School Students ¥200 (Combined with admission to Nagai Botanical Garden) ●Special exhibition charged separately	●General Admission: Adults ¥400; College and High School Students ¥300 ●Planetarium, Omnimax Theatre (each admission required separately) Adults ¥600; College and High School Students ¥450; Junior High School Students and Under ¥300	●General Admission: Adults ¥300; College and High School Students ¥200 ●Special exhibition charged separately (Combined with admission to permanent exhibition during special exhibition)		
Admission (Group)	Group discount is available for groups of 20 or more. ●General Admission: Adults ¥540; College and High School Students ¥360 ●Separate group discount rate will be charged for special exhibition.	Group discount is available for groups of 20 or more. ●General Admission: Adults ¥400; College and High School Students ¥250 ●Separate group discount rate will be charged for special exhibition.	Group discount available for groups of 30 or more (combined with admission to Nagai Botanical Garden). ●General Admission: Group of 100 or more: Adults ¥210; College and High School Students ¥140 Group of 50 or more: Adults ¥240; College and High School Students ¥160 Group of 30 or more: Adults ¥270; College and High School Students ¥180 ●Separate group discount rate will be charged for special exhibition.	Group discount available for groups of 30 or more. ●General Admission: Adults ¥320; College and High School Students ¥240 ●Planetarium, Omnimax Theatre (each admission required separately) Adults ¥480; College and High School Students ¥360; Junior High School Students and Under ¥240	Group discount is available for groups of 20 or more ●General Admission: Adults ¥150; College and High School Students ¥100 ●Separate group discount rate will be charged for special exhibition.		Group discount is available for groups of 20 or more ●General Admission: Adults ¥ ; College and High School Students ¥
Visitors Free of Charge	Junior high school students and under Senior residents of Osaka City aged 65 and over Holders of passbook for the disabled (including one attendant)	Junior high school students and under Senior residents of Osaka City aged 65 and over Holders of passbook for the disabled (including one attendant)	Junior high school students and under Senior residents of Osaka City aged 65 and over Holders of passbook for the disabled (including one attendant)	■Exhibition galleries: Junior high school students and under, senior residents of Osaka City aged 65 and over, holders of passbook for the disabled (including one attendant) ■Planetarium, Omnimax Theatre: Senior residents of Osaka City aged 65 and over, holders of passbook for the disabled (including one attendant)	Junior high school students and under Senior residents of Osaka City aged 65 and over Holders of passbook for the disabled (including one attendant)		Junior high school students and under Senior residents of Osaka City aged 65 and over (ID required) Holders of passbook for the disabled (including one attendant)
Directions by Public Transportation	<By Subway> "Tanimachi 4-Chome" station of Tanimachi line and Chuo Line, Exit ③ <By Bus> "Banba-cho" stop of Osaka City Bus <Approximate Time Required from Major Terminals> 30 minutes from Shin-Osaka station by subway 20 minutes from Osaka (or Umeda) station by subway 15 minutes from Nanba station by subway 10 minutes from Tennoji station by subway 55 minutes from Osaka International Airport (or Itami Airport) by Hankyu Line and subway 70 minutes from Kansai International Airport by either JR and subway or Nankai Line and subway	<By Subway> "Yodoyabashi" station of Midosuji Line, Exit ①/"Kitahama" station of Sakaisuji Line, Exit ①-26 <By Keihan Line> "Yodoyabashi" station, Exit ①/"Kitahama" station, Exit ①-26 Approximately 5 minutes' walk from every station. The museum is located on the east of Osaka Central Public Hall. <Approximate Time Required from Major Terminals> 20 minutes from Shin-Osaka station by subway 5 minutes from Osaka (or Umeda) station by subway 15 minutes from Nanba station by subway 25 minutes from Tennoji station by subway 55 minutes from Osaka International Airport (or Itami Airport) by Hankyu Line and subway 70 minutes from Kansai International Airport by either JR and subway or Nankai Line and subway	<By Subway> "Nagai" station of Midosuji Line, South gate, Exit ③, approximately 800m eastward <By JR Hanwa Line> "Nagai" station, East Exit, approximately 1km eastward <By Kintetsu Minami-Osaka Lines> "Yada" station, approximately 1.8km westward <By Osaka City Bus> "Nagai Higashi 2" stop of Routes 4, 24 and 66 <Approximate Time Required from Major Terminals> 30 minutes from Shin-Osaka station by subway 25 minutes from Osaka (or Umeda) station by subway 15 minutes from Nanba station by subway 10 minutes from Tennoji station by subway 70 minutes from Osaka International Airport (or Itami Airport) by Hankyu Line and subway 60-70 minutes from Kansai International Airport by either JR and subway or Nankai Line and subway	<By Subway> "Higobashi" station of Yotsubashi Line, Exit ②, approximately 5 0 0 m westward <By Osaka City Bus> "Taminobashi" stop of Route 5 3 , just a few steps to the south <Approximate Time Required from Major Terminals> 25 minutes from Shin-Osaka station by subway 20 minutes from Osaka (or Umeda) station by subway 15 minutes from Nanba station by subway 25 minutes from Tennoji station by subway 60 minutes from Osaka International Airport (or Itami Airport) by Hankyu Line and subway 80 minutes from Kansai International Airport by either JR or Nankai Line and subway	<By JR and Subway> "Tennoji" station of JR, Tanimachi and Midosuji Lines <By Kintetsu Minami-Osaka Line> "Abenobashi" station <Hankai Uemachi Line> "Tennoji-ekimae" station <Osaka City Bus> "Abenobashi" stop 4 0 0 m to the north-west (located in the Tennoji Park) <Approximate Time Required from Major Terminals> 30 minutes from Shin-Osaka station by subway 20 minutes from Osaka (or Umeda) station by subway 10 minutes from Nanba station by subway 40 minutes from Osaka International Airport (or Itami Airport) by Limousine 60 minutes from Kansai International Airport by either JR Hanwa Line or Nankai Line and JR Loop Line		<By Subway> "Shinsaibashi" station of Midosuji and Tsurumiyokuchi Lines, or "Nagahoribashi" station of Tsurumiyokuchi Line, Exit North② or North③ of the underground shopping area "Crista Nagahori". <By Bus> ? <Approximate Time Required from Major Terminals> 15 minutes from Shin-Osaka station by subway 7 minutes from Osaka (or Umeda) station by subway 5 minutes from Nanba station by subway 10 minutes from Tennoji station by subway 40 minutes from Osaka International Airport (or Itami Airport) by Hankyu Line and subway 60-70 minutes from Kansai International Airport by either JR and subway or Nankai Line and subway
Nearby Destinations and Attractions	NHK Osaka Broadcasting Osaka Castle Main Tower (Tenshukaku) Ruins of Naniwanomiya Osaka International Peace Osaka Prefectural Government Osaka Prefectural Youth Hall National Hospital Organization Osaka National Hospital KKR Hotel Osaka	Osaka Central Public Hall Osaka Prefectural Nakanoshima Library Osaka City Hall	Nagai Botanical Garden Nagai Athletics Stadium	Tennoji Park (Kettakuen Garden, Greenhouse, Multi-image Theatre, Chausuyama Tumulus) Tennoji Zoo Tutenkaku Spa World Miyako Hotel Kintetsu Department Store MIO Shitennoji Temple Ishinji Temple			
Directions by Car and Parking Information	<Directions> Hanshin Expressway Route 13 (Higashi Osaka Route), "Hoenzaka" Exit (Eastbound) or "Morinomiya" Exit (Westbound) <Parking> Vehicle height limited to 2.1m Fee for the first 1 hour ¥400, ¥200 for every 30 minutes after exceeding one hour. *Buses can be parked at the Jonan Bus Chushajo (Bus Parking) in the Osaka Castle Park	<Directions> Hanshin Expressway "Deiribashi" Exit or "Nakanoshima-Nishi" Exit <Parking> N.A. (Parking space for two buses is available, reservation required) ※No vehicles are allowed to enter the Nakanoshima Park on Sundays and National Holidays from 10:00 to 16:00.	<Directions> Hanshin Expressway Route 14 (Matsubara Route) "Komagawa" Exit Kinki Expressway "Nagahara" Exit (Northbound) or "Yao" Exit (Southbound) Please park in the nearby car park. Nagai-Koen Chika Chushajo (Nagai Park Underground Parking) TEL.06-4700-4580 Nagai-Koen Minami Chushajo (Nagai Park South Parking) (Saturdays and Sundays only) TEL.06-6691-1443 ※Buses can be parked in Nagai Chuo Chushajo (Nagai Central Parking) TEL.069-6696-7411	<Directions> Hanshin Expressway Loop "Tosabori" Exit, 700m westward <Parking> Available Cars: ¥100 for every 50 minutes. Capacity of 300 cars. Buses: ¥600 for every one hour. Capacity of approximately 22 buses. (Reservations required for bus parking)	<Directions> Hanshin Expressway Matsubara Route "Tennoji" Exit (Southbound) or Kinki Expressway "Nagahara" Exit (Northbound) or "Yao" Exit (Northbound) <Parking> Please park in the Tennoji-koen Chika Chushajo Tennoji Underground Parking, ¥380 for every 30 minutes, ¥190 for every 30 minutes after exceeding five hours (excluding night hours). ※Large vehicles: ¥3000 for up to 2 hours, ¥1000 for every one hour after exceeding 2 hours.		<Directions> Please park in the nearby pay car park (Nagahori Parking) ※No parking available for buses.
Parking lot							
Areas for Eating Packed Lunches	For school groups we suggest the park in the Ruins of Naniwanomiya located on the south of the museum.	For school groups we suggest the Nakanoshima Park.	Open spaces in the botanical garden or the porch in front of the museum (Eating is not allowed inside the museum building.)	For school groups we suggest the open space on the side of the museum.	For school groups we suggest the Tennoji Park		N.A.
Areas for Lunching on Bad Weather	Please inquire for suggestions	N.A.	Please use the rest house (capacity of 50 persons) in the botanical garden or the porch in front of the museum.	Please inquire for details (Reservation required)	N.A.		N.A.
Lunch place							
Preparatory Visits	Up to 3 persons are free of charge upon submitting application form	Charged	Free of charge	Reservations required by phone Up to 5 persons are free of charge if group reservation is confirmed	Please inquire the General Affairs Section (Shomu-ka).		Available
Group Reservations	Application form required (application forms for exemption of admission fees for teachers and group reservations are the same)	Reservation desirable, application for exemption of admission fee for teachers required (forms available)	Application forms required (separate application form is required for exemption of admission fees for teachers and group reservations)	Available by phone or visit	Please inquire the General Affairs Section (Shomu-ka) (Application for exemption of admission fees for teachers and chaperons are required for schools and welfare facilities.)		Reservations at least one week in advance is desirable (Exemption of admission fee is available for one teacher per approximately 10 students)
Website for Teachers	N.A.	N.A.	Available	N.A.	N.A.		N.A.
Website for Children	N.A.	N.A.	Available	N.A.	N.A.		N.A.
Foreign Language Signs	English Chinese Hangul	English	English Hangul	English Chinese Hangul	English		
Foreign Language Brochures	English Chinese Hangul	English	English	English	English Chinese Hangul	English Chinese Hangul	
Accessibility							
Other Services and Amenities	Ostomate-accessible toilet: available on the first floor	Toilet with baby change facilities is located on the second floor.	Toilet with baby change facilities: available For weak-sighted visitors: handbooks with large black-ink letters available For blind visitors: brailled handbooks for the exhibitions available				
Facilities and Service							
Other Remarks				Both the planetarium and omnimax theatre have seating capacities of 300 for every show. Entry is prohibited in the middle of the show. Seats may be full due to the capacity.			